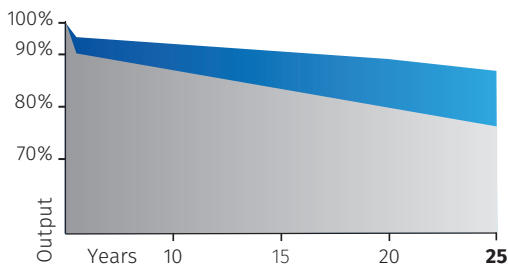


FU 345/350/355 M Silk® Plus Orange

PERC MBB half-cut cells

PERFORMANCE GUARANTEE

Max power decrease from 2nd year 0.5%/year
 97% at the end of first year
 90% at the end of 20th year
 87% at the end of 25th year



■ Market standard performances
 ■ FuturaSun performances

345 - 355 Wp

POWER RANGE

-0.35 %/°C

TEMPERATURE COEFFICIENT



108 HALF-CUT MBB CELLS

GENERAL FEATURES & KEY BENEFITS



- 25-year performance guarantee & 15-year product warranty
- Particularly suitable for Building Integrated Photovoltaics (BIPV)



- Orange - terracotta coloured glass and frame for special architectural requirements (RAL 8007)*



- For buildings of high aesthetical value and for areas subject to landscape constraints




- Less shades and more reflected light to the cell thanks to the round ribbon

- Two independent section design secures a higher energy yield under shaded conditions



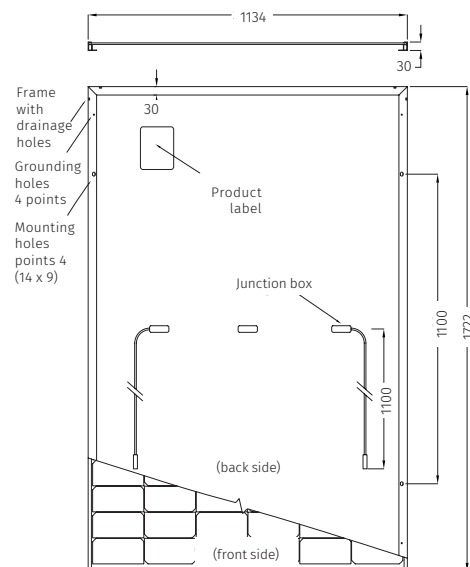
- Long cable as standard suitable for landscape configurations



For detailed information, please refer to the installation manual

MECHANICAL SPECIFICATIONS

Dimensions	1722 x 1134 x 30 mm
Weight	20.8 kg
Glass	Orange colour, tempered, thickness, 3.2 mm
Cells	108 monocrystalline half cut MBB PERC cells 182 x 91 mm
Frame	Varnished aluminium frame with mounting and drainage holes
Junction boxes	Certified according to IEC 62790, IP 68 approved, 3 bypass diodes
Cables	Solar cable, length 1100 mm or customized assembled with 4mm ² compatible connectors
Maximum reverse current (I _r)	25 A
Maximum system voltage	1000 V (1500 V on request)
Mechanical load (snow)	Design load: 3600 Pa 5400 Pa (including safety factor 1.5)
Mechanical load (wind)	Design load: 1600 Pa 2400 Pa (including safety factor 1.5)
Protection Class	II - accordance to IEC 61730



Note: dimensions in mm, tolerance +/- 2 mm

ELECTRICAL DATA - STC*

		FU 345 M	FU 350 M	FU 355 M
Module power (P _{max})	W	345	350	355
Open circuit voltage (V _{oc})	V	36.85	36.99	37.11
Short circuit current (I _{sc})	A	11.82	11.93	12.04
Maximum power voltage (V _{mpp})	V	30.59	30.70	30.80
Maximum power current (I _{mpp})	A	11.31	11.43	11.56
Module efficiency	%	17.67%	17.93%	18.20%

ELECTRICAL DATA - NMOT**

		FU 345 M	FU 350 M	FU 355 M
Module power (P _{max})	W	262	265	269
Open circuit voltage (V _{oc})	V	34.77	34.92	35.05
Short circuit current (I _{sc})	A	9.31	9.39	9.47
Maximum power voltage (V _{mpp})	V	28.65	28.75	28.84
Maximum power current (I _{mpp})	A	9.13	9.23	9.34

TEMPERATURE RATINGS

Temperature coefficient I _{sc}	%/°C	0.05
Temperature coefficient V _{oc}	%/°C	-0.28
Temperature coefficient P _{max}	%/°C	-0.35
NMOT**	°C	45
Operating temperature	°C	from -40 to +85

PACKAGING INFORMATION

Quantity / Pallet	36 pcs
Container 40' HQ	936 pcs / 26 pallets

*Standard Test Conditions STC: 1000 W/m² - AM 1.5 - 25 °C - tolerance: P_{max} (±3%), V_{oc} (±4%), I_{sc} (±5%)

**Nominal Module Operating Temperature NMOT: 800 W/m² - T=45 °C - AM 1.5

Notice: All data and specifications are preliminary and subject to change without notice.

